



# Home Fine Motor and Letter Practice for Home




Magic c      up like a      bump      back down bump

*(Illustrations: a rabbit, a hand holding a pencil writing 'c', a hand holding a pencil writing 'a' with an upward arrow, and a hand holding a pencil writing 'a' with a downward arrow and a bump icon.)*




dive down      swim up and over      around bump

*(Illustrations: a vertical line with a downward arrow, a vertical line with a curved arrow going up and over, and a vertical line with a curved arrow going around a bump.)*



Magic c

*(Illustration: a hand holding a pencil writing 'c' with a curved arrow.)*




Magic c      up like a      up higher      back down bump

*(Illustrations: a hand holding a pencil writing 'c', a hand holding a pencil writing 'a' with an upward arrow, a hand holding a pencil writing 'd' with an upward arrow, and a hand holding a pencil writing 'd' with a downward arrow and a bump icon.)*

start      hit the ball      run the bases      stop


*(Illustrations: a ball, a hand hitting a ball, a baseball player running, and the letter 'e' with numbers 1, 2, and 3 indicating stroke order.)*



At first, curve up. Then go straight down.


down bump the line      cross

*(Illustrations: a vertical line with a curved arrow going up and then straight down, and the letter 'f' with a crossbar.)*




Magic c      up like a      bump      back down      turn

*(Illustrations: a hand holding a pencil writing 'c', a hand holding a pencil writing 'a' with an upward arrow, a hand holding a pencil writing 'q' with a downward arrow, and a hand holding a pencil writing 'g' with a downward arrow and a turn arrow.)*



dive down      swim up and over      down

*(Illustrations: a vertical line with a downward arrow, a vertical line with a curved arrow going up and over, and a vertical line with a downward arrow.)*




Dots for you!

dot

down bump

*(Illustrations: a boy's face with dots around it, a vertical line with a downward arrow, and a vertical line with a downward arrow and a bump icon.)*



Dots for you!

dot


down

turn

*(Illustrations: a girl's face with dots around it, a vertical line with a downward arrow, and a vertical line with a downward arrow and a turn arrow.)*

down bump the line      kick!      slide away


*(Illustrations: a vertical line with a downward arrow, a vertical line with a diagonal arrow going down and to the right, a vertical line with a diagonal arrow going down and to the left, and a person on a slide.)*



Start at the top!


down bump the line

*(Illustrations: a woman's face, a vertical line with a downward arrow, and a vertical line with a downward arrow and a bump icon.)*



start with n      swim up and over      down (n has two humps)


*(Illustrations: a vertical line with a downward arrow, a vertical line with a curved arrow going up and over, and a vertical line with a downward arrow.)*





dive down      swim up and over      down (n has one hump)

*(Illustrations: a vertical line with a downward arrow, a vertical line with a curved arrow going up and over, and a vertical line with a downward arrow.)*


# 🏠 Fine Motor and Letter Practice for Home






Magic c      keep on going      stop


dive down      swim up and over      around bump




Magic c      bump      up like a      back down      U turn

dive down      swim up and over



little Magic c      turn down      curve around





Start at the top!


Directions for crossing T:

Left-handed      Right-handed


down bump the line      cross


bump      down, travel, up      back down bump




slide down      slide up




slide down and up      slide down and up



slide down      slide down



slide down      slide down



go across      slide down      go across